

Quality Assurance Annual Report for Commissioned Services – January to December 2023
Appendix 2

Table 1

	Care at Home (CAH)	Care Homes (CH)	Adults	Children, Families and Justice (C&J)	TOTAL
Number of Providers in Portfolio	10	29	27	13	79

Graph 1

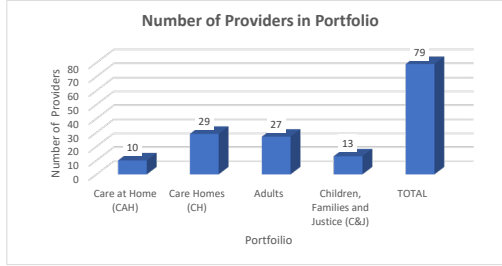


Table 2

	Care at Home (CAH)	Care Homes (CH)	Adults	Children, Families and Justice (C&J)	TOTAL
First Visits Completed -	6	21	24	11	62
Follow Up Visits	2	1	1	0	4

Graph 2

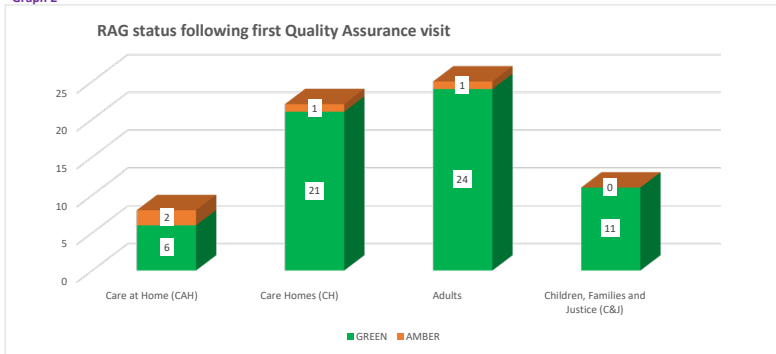


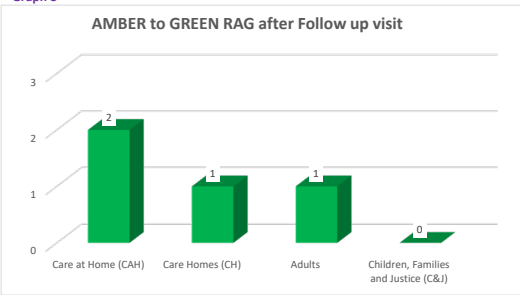
Table 2a

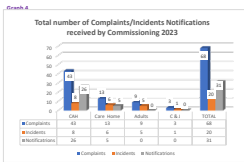
	Care at Home (CAH)	Care Homes (CH)	Adults	Children, Families and Justice (C&J)	TOTAL
GREEN	6	21	24	11	62
AMBER	2	1	1	0	4
RED	0	0	0	0	0

Table 3

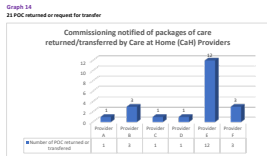

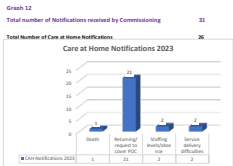
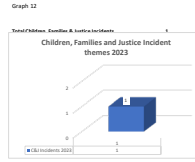
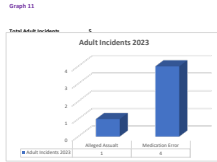
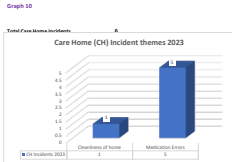
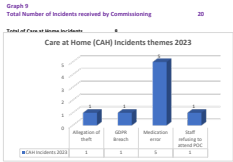
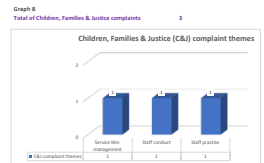
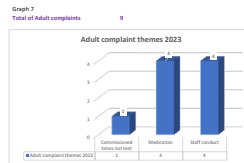
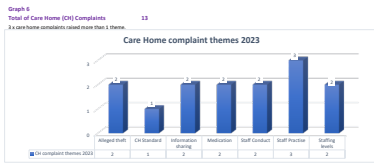
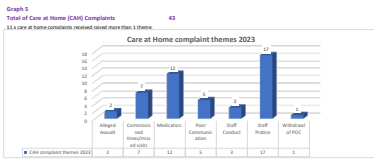
	Care at Home (CAH)	Care Homes (CH)	Adults	Children, Families and Justice (C&J)	TOTAL
AMBER to GREEN RAG after Follow up visit	2	1	1	0	4

Graph 3





Definitions
Complaints - Commissioning informed of a concern around service delivery in relation to a commissioned service
Incident - Commissioning informed of an instance of something happening, an event or occurrence e.g. slip, trip or fall
Notification - Commissioning notified of packages of care being returned/transferred, alterations to a Service Provider premises etc



Care Inspectorate

Further analysis can be found on the Care Inspectorate Datastore by clicking on the following link:

[Care Inspectorate Datastore as at 30th November 2023](#)

Table 4
Number of services with inspection reports published in the last 11 months (Jan - Nov 2023)

Services	Subtype	Total
Adoption Service		1
Adult Placement Service		1
Care Home Service	Older People	19
	Children & Young People	3
	Learning Disabilities	3
	Mental Health Problems	1
Child Minding		8
Day Care of Children		15
Fostering Service		1
Housing Support Service		14
School Care Accommodation Service		2
Support Service	Care at Home	19
	Other than Care at home	2
Grand Total		89

Table 5
Number of services with complaints upheld, enforcements and requirements for 2022-23, and 2023-24 to date

Care Service	Data						
	Number of services registered	Services with complaints upheld 2022-23	Services with complaints upheld 2023-24 to date	Services with enforcements issued 2022-23	Services with enforcements issued 2023-24 to date	Services with any requirements made 2022-23	Services with any requirements made 2023-24 to date
Adoption Service	1						
Adult Placement Service	1						
Care Home Service	42	7	5		1	7	6
Child Care Agency							
Child Minding	56	1				1	
Day Care of Children	65		2			1	1
Fostering Service	1						
Housing Support Service	23	3	1			3	3
Nurse Agency							
Offender Accommodation Service							
School Care Accommodation Service	2						
Secure Accommodation Service							
Support Service	31	1					2
Grand Total	222	11	9		1	12	12

Table 6
Number of services with inspection reports published Jan - Nov 2023

Services	Subtype	Total
Adoption Service		1
Adult Placement Service		1
Care Home Service	Older People	19
	Children & Young People	3
	Learning Disabilities	3
	Mental Health Problems	1
Child Minding		8
Day Care of Children		15
Fostering Service		1
Housing Support Service		14
School Care Accommodation Service		2
Support Service	Care at Home	19
	Other than Care at home	2
Grand Total		89

Table 7
Number of services whose lowest grade has improved or declined since last month (Nov 2023)

Services	Subtype	Has the lowest grade (Min Grade) improved since last month?		
		Decline	Same	Grand Total
Adoption Service		1		1
Adult Placement Service		1		1
Care Home Service	Older People	1	24	25
	Children & Young People		7	7
	Learning Disabilities		6	6
	Mental Health Problems		1	1
Child Minding		1	51	52
Day Care of Children			64	64
Fostering Service			1	1
Housing Support Service			21	21
School Care Accommodation Service			2	2
Support Service	Care at Home		22	22
	Other than Care at home		5	5
Grand Total		2	206	208

Grading by Key Question (KQ), for services registered at 30 November 2023

Table 8

KQ 1 How well do we support people's wellbeing?

Care Service	KQ_Support_Wellbeing					Grand Total
Adoption Service	2	3	4	5	6	1
Adult Placement Service			1			1
Care Home Service	3	4	17	15		39
Fostering Service			1			1
Housing Support Service		2	7	12		21
School Care Accommodation Service			2			2
Support Service		1	7	19	1	28
Total Services	3	7	34	48	1	93

Table 9

KQ 2 How well is our care and support planned?

Care Service	KQ_Care_and_Support_Planning					Grand Total
Adoption Service	2	3	4	5	6	1
Adult Placement Service			1			1
Care Home Service	2		5	20	12	39
Fostering Service			1			1
Housing Support Service			5	6	10	21
School Care Accommodation Service				2		2
Support Service		3	8	15	2	28
Total Services	2	13	37	39	2	93

Table 10

KQ 3 How good is our setting?

Care Service	KQ_Setting					Grand Total
Care Home Service	1	7	16	14	1	39
Child Minding		1	16	34	1	52
Day Care of Children	2	3	27	31	1	64
School Care Accommodation Service			2			2
Support Service		1	1	3	1	6
Total Services	3	12	60	84	4	163

Table 11

KQ 4 How good is our staff team?

Care Service	KQ_Staff_Team					Grand Total
Adoption Service	2	3	4	5	6	1
Adult Placement Service			1			1
Care Home Service	2		6	17	14	39
Child Minding		3	12	8		23
Day Care of Children	2		1	25	32	64
Fostering Service				1		1
Housing Support Service			2	8	11	21
School Care Accommodation Service					2	2
Support Service		1	8	19		28
Total Services	4	13	73	86	4	180

Table 12

KQ 5 How good is our leadership?

Care Service	KQ_Leadership					Grand Total
Adoption Service	2	3	4	5	6	1
Adult Placement Service			1			1
Care Home Service	3	6	16	14		39
Child Minding		3	24	24	1	52
Day Care of Children	2	3	25	31	3	64
Fostering Service			1			1
Housing Support Service		3	9	8	1	21
School Care Accommodation Service				2		2
Support Service		1	9	18		28
Total Services	5	17	84	98	5	209