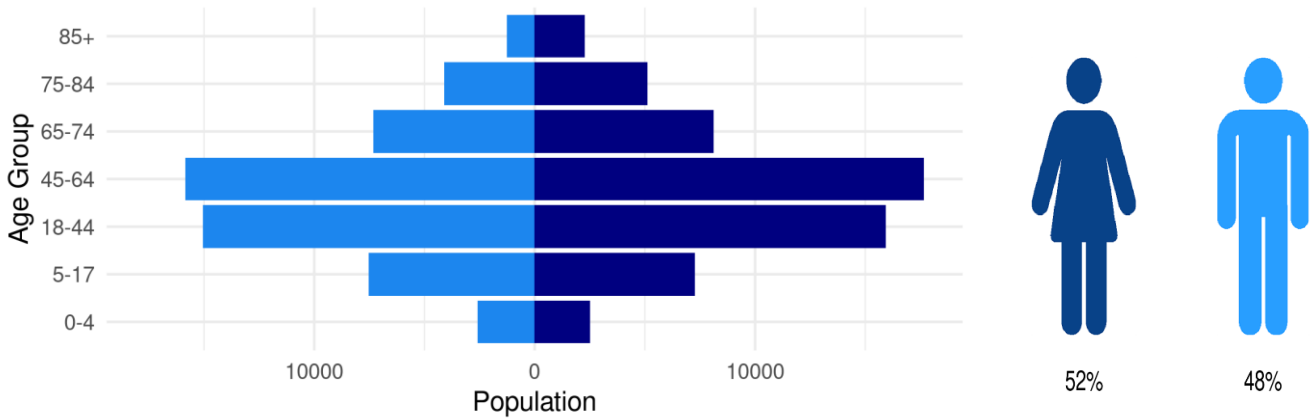


Strategic Needs Assessment Summary

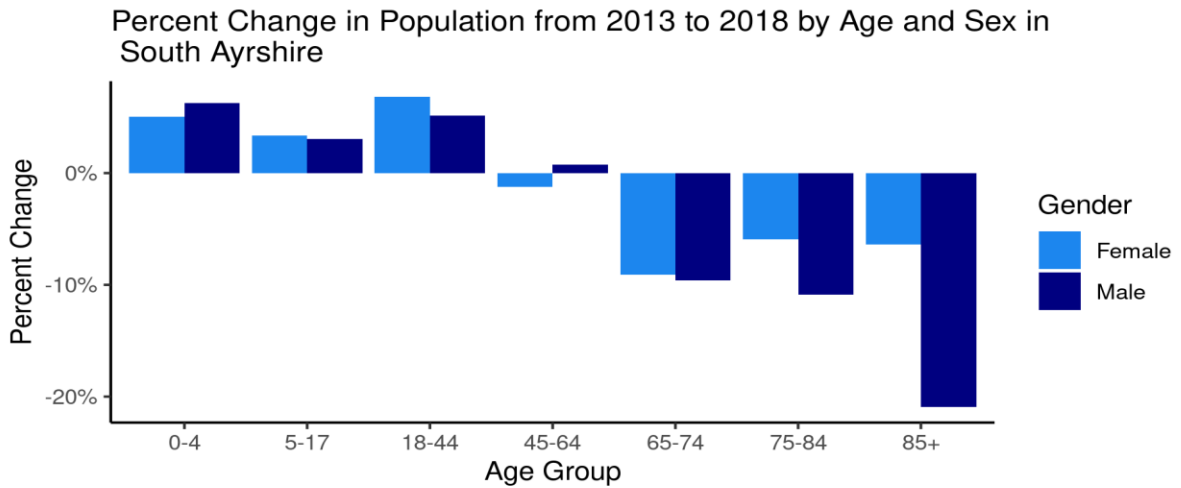
South Ayrshire HSCP

Population Demographics

The total population of the partnership in 2018 was **112,550**. The graph below shows the population distribution of the locality.

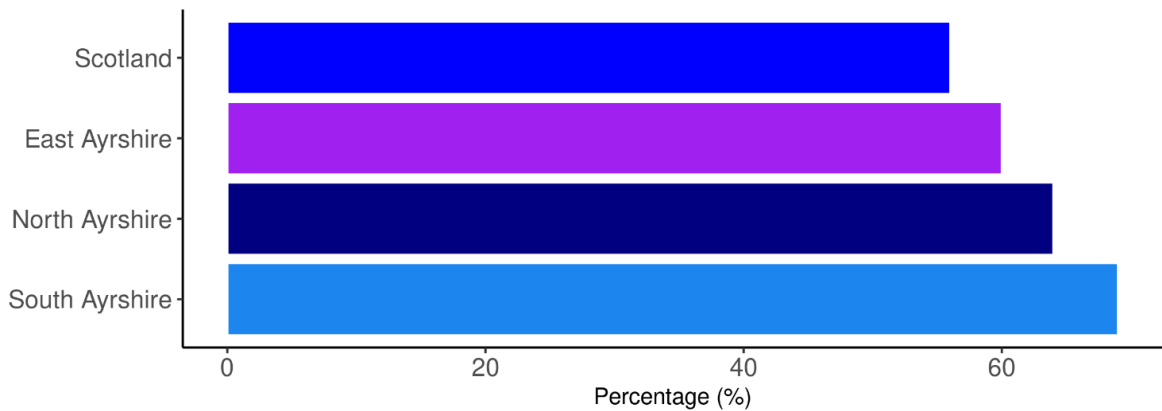


The chart below shows how the population of the partnership has changed over the last 5 years.



Dependency Ratio

The chart below shows the number of people aged 0-15 and 65+ as a percentage of those aged 16-65. For South Ayrshire HSCP, the figure was 70% for the most recent year.



Source: NRS

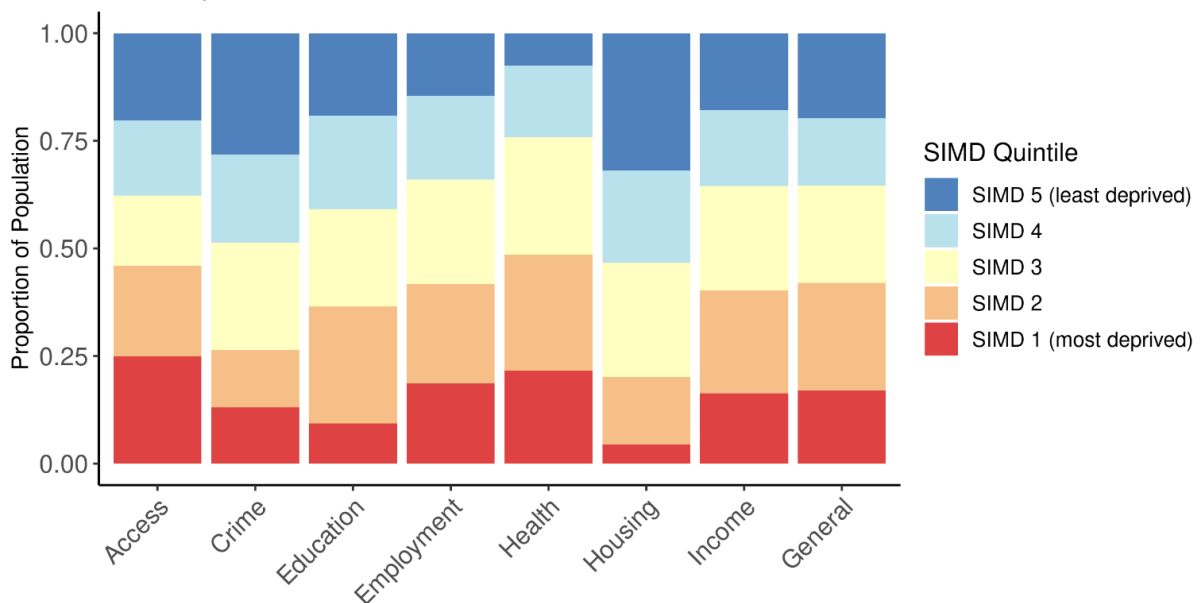
Household Composition

For the most recent time period available, the partnership had:

- **55,668** dwellings, of which: **96%** were occupied and **0.85%** were second homes.
- **34%** of dwellers received a single occupant council tax discount, and **1.2%** were exempt from council tax entirely.

Deprivation

Breakdown of the SIMD Domains in South Ayrshire



Source: Scottish Government, Public Health Scotland, National Records Scotland

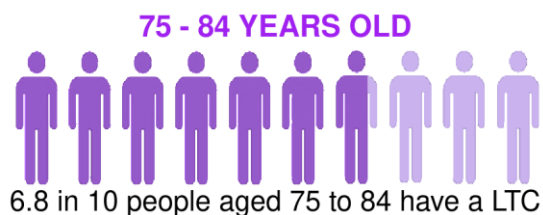
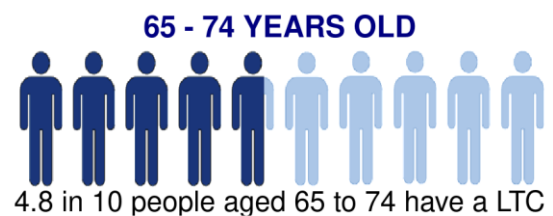
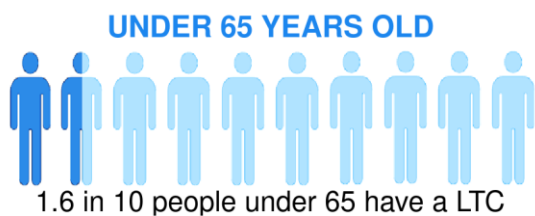
General Health

Life expectancy for men and women by geography

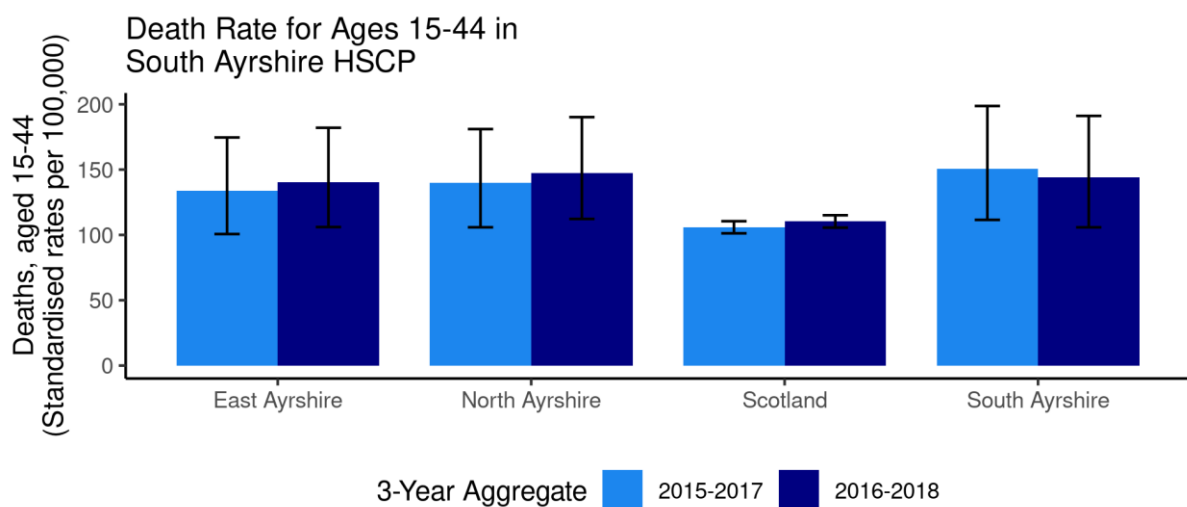


Partnership	Health Board	Scotland
81.3	80.4	81.1
77.3	76.6	77.1

Prevalence of long-term conditions by age group

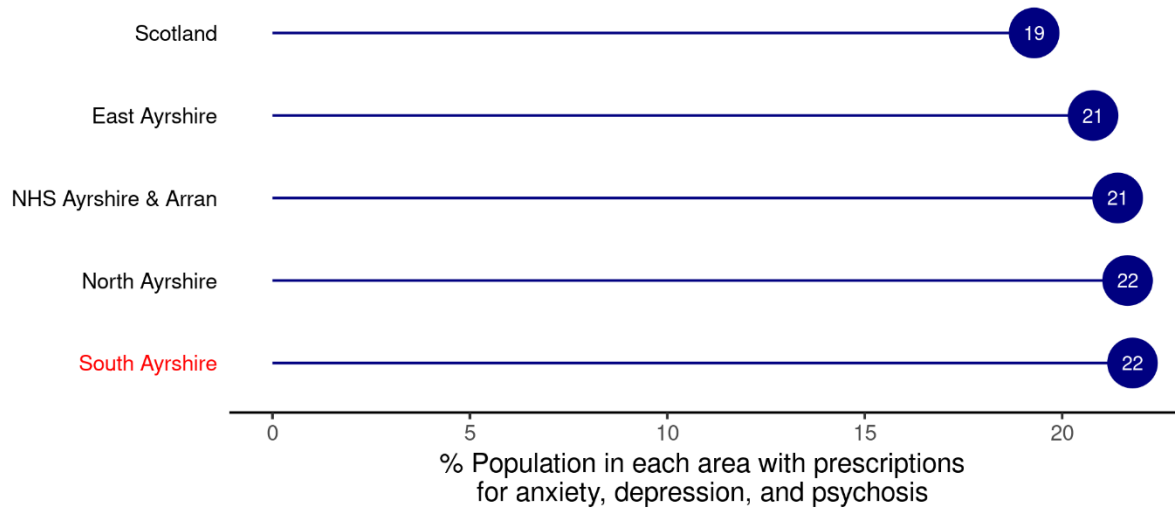


Deaths in people aged 15-44 by locality



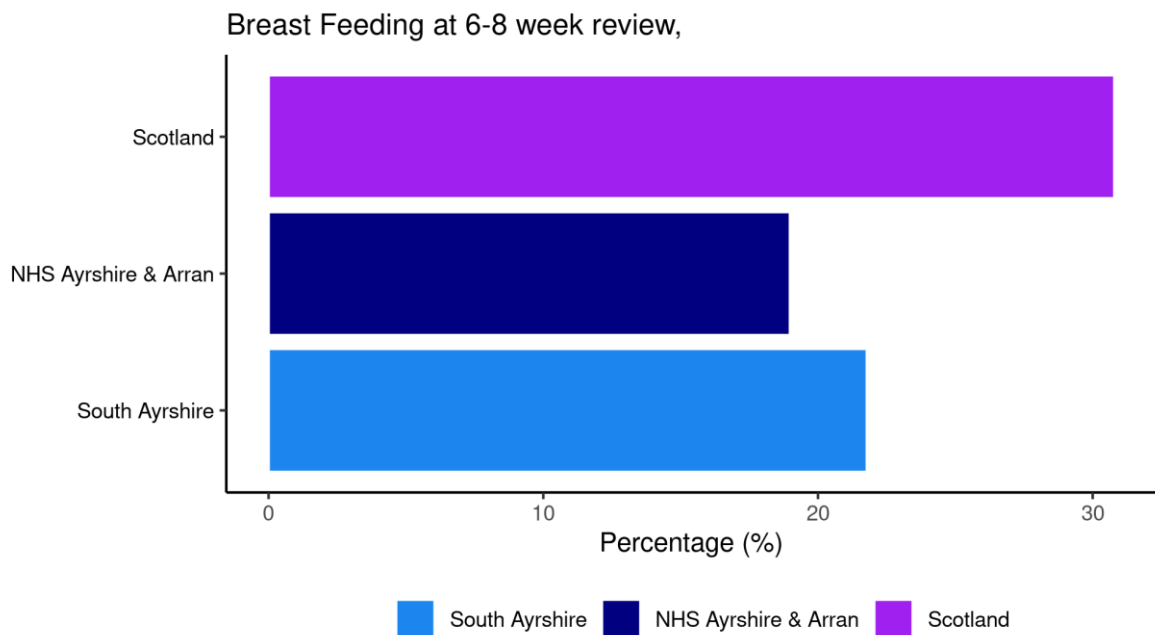
Source: ScotPHO

Percentage of the population prescribed medication for anxiety, depression or psychosis



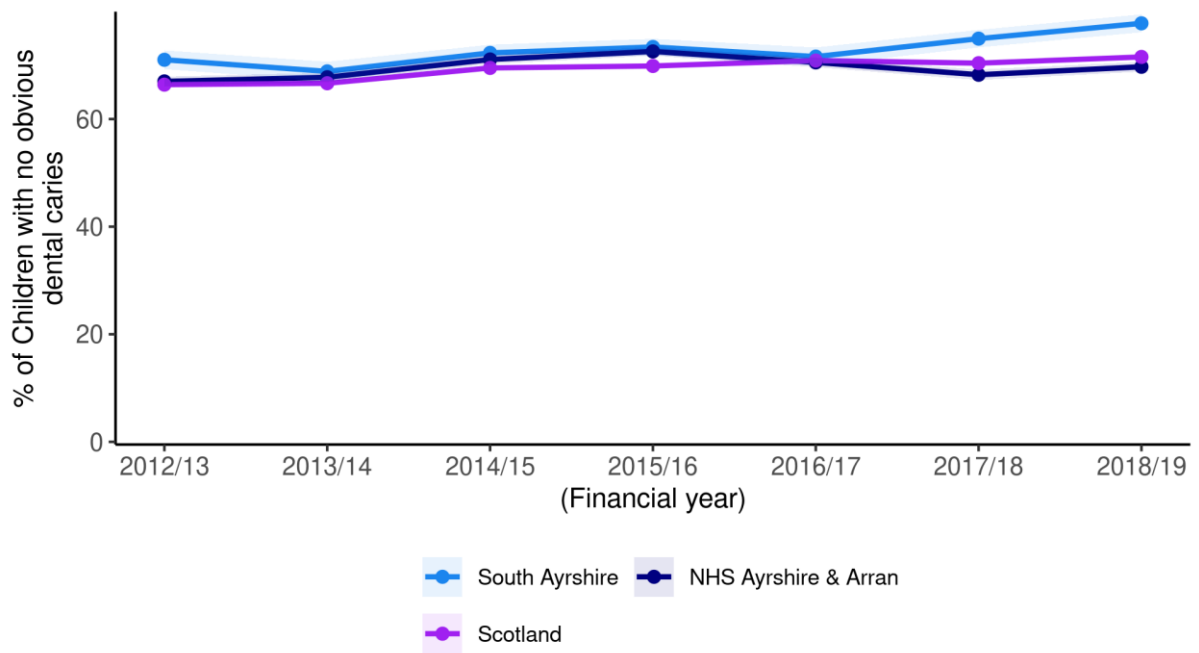
Source: ScotPHO

Percentage of babies exclusively breastfed at 6-8 week review



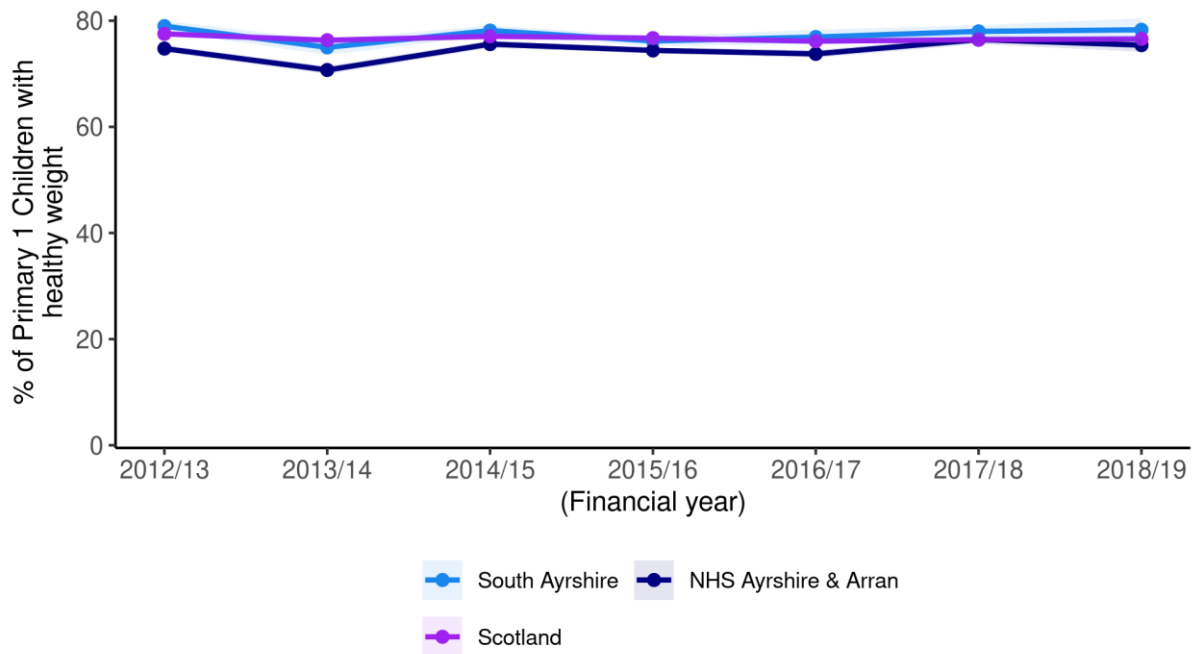
Source: ScotPHO

Percentage of primary 1 children with no obvious dental caries



Source: ScotPHO

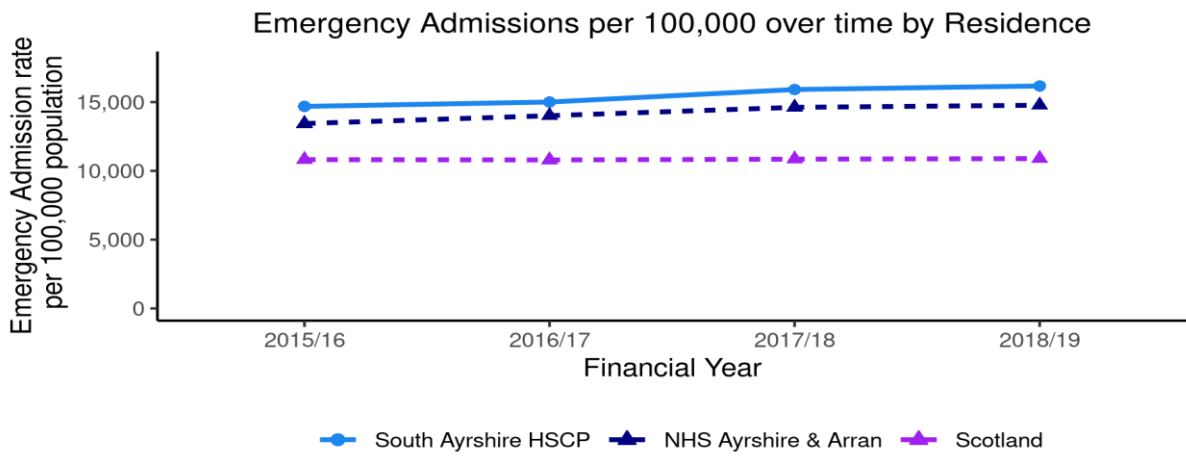
Percentage of Primary 1 children with a healthy weight



Source: ScotPHO

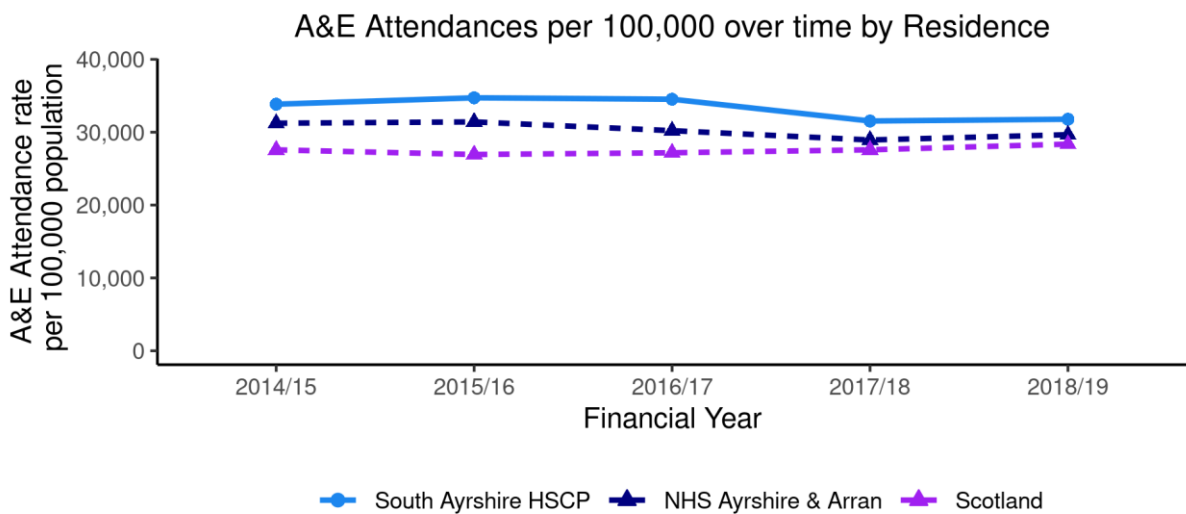
Hospital and Community Care

Emergency Admissions per 100,000 population



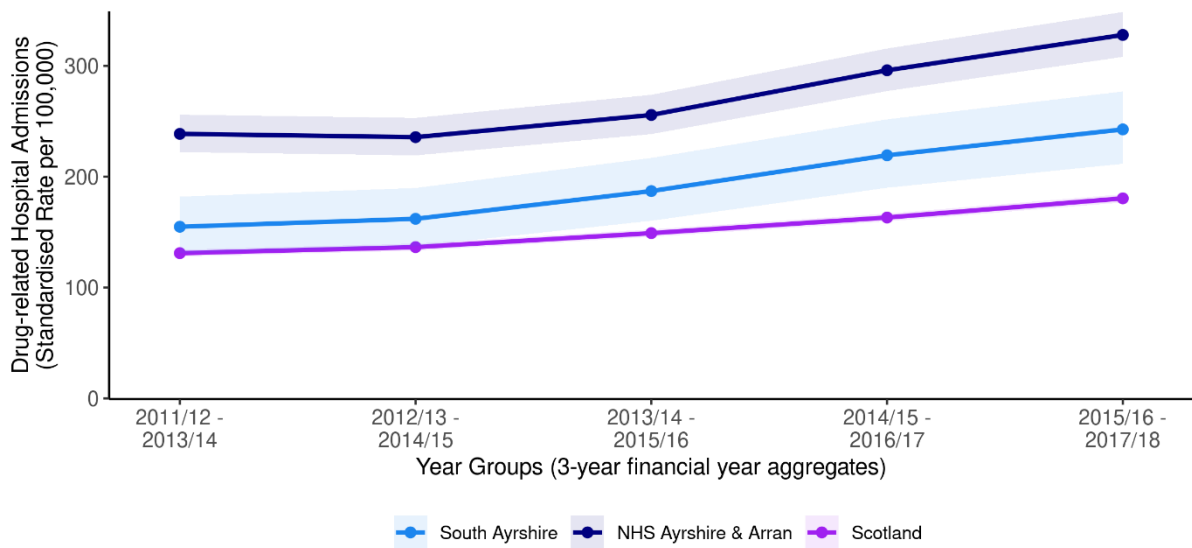
Source: PHS SMR01

Emergency Department Attendances per 100,000 population



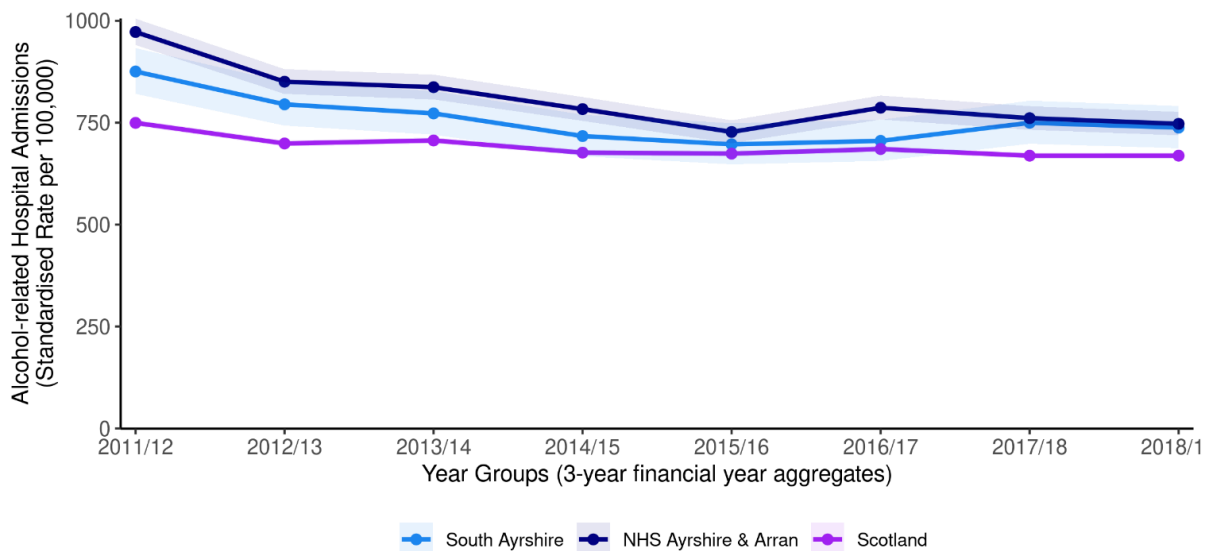
Source: PHS A&E Datamart

Drug Related Hospital Admissions per 100,000 population



Source: ScotPHO

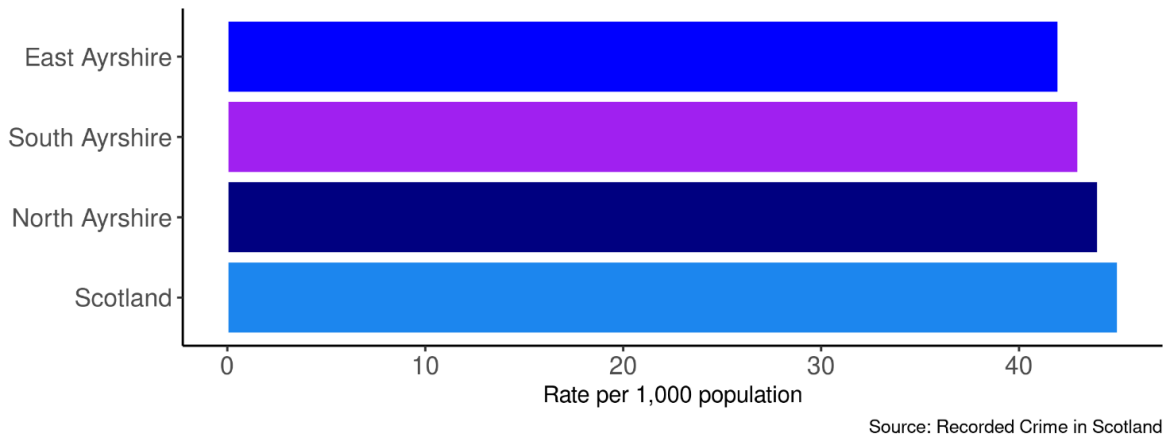
Alcohol Related Hospital Admissions per 100,000 population



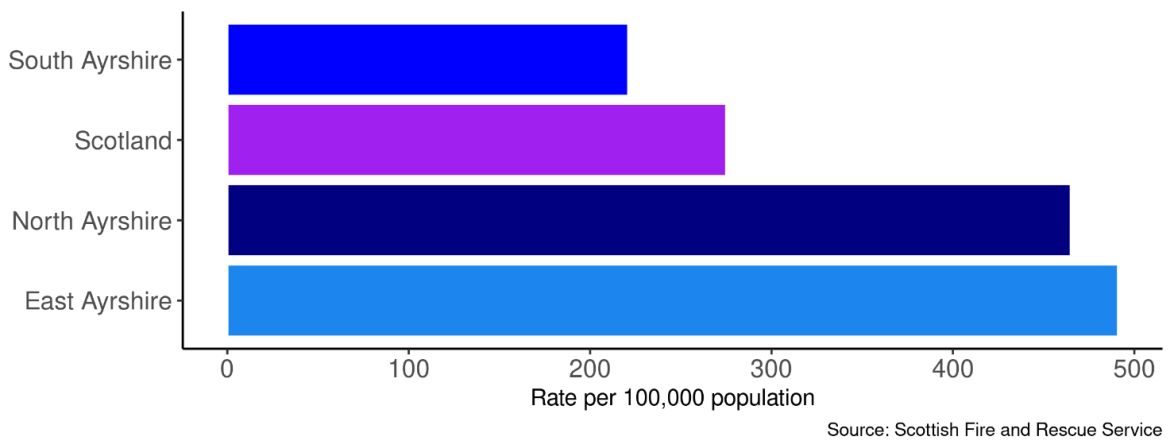
Source: ScotPHO

Crime and Fires

Crime Rate per 1,000 population (excludes miscellaneous offences and motor vehicle offences), 2018/19



Non-accidental fires per 100,000 population, 2018/19



Summary Table

Indicators	Data Type	Time Period	South Ayrshire	North Ayrshire	East Ayrshire	NHS Ayrshire & Arran	Scotland
Demographics							
Total Population	count	2018	112,550	135,280	121,840	369,360	54,38,100
Gender ratio male to female	ratio	2018	1:1.1	1:1.1	1:1.06	1:1.1	1:1.05
Population over 65	%	2018	25	22	20	23	19
Population in least deprived SIMD quintile	%	2020	20	42	11	31	20
Population in most deprived SIMD quintile	%	2020	17	10	31	13	20
Housing							
Total number of households	count	2019	55,668	68,465	58,626	182,759	2,636,599
Households with a single occupant tax discount	%	2019	34	40	38	38	37
Households in council tax A-C	%	2019	52	69	69	64	60
Households in council tax F-H	%	2019	16	7.7	7.8	10.1	13
General Health							
Male average life expectancy in years	mean	2014-2018*	77.3	76.3	76	80.4	77.1
Female average life expectancy in years	mean	2014-2018*	81.3	79.9	80	76.6	81.1
Early mortality rate per 100,000	rate	2016-2018	144	147	140	144	110
Population with long term condition	%	2018/19	27	27	26		19
Cancer registrations per 100,000	rate	2016-2018	601	654	601	620	632
Anxiety, depression & psychosis prescriptions per 100,000	%	2018/19	22	22	21	21	19

Indicators	Data Type	Time Period	South Ayrshire	North Ayrshire	East Ayrshire	NHS Ayrshire & Arran	Scotland
Lifestyle & Risk Factors							
Drug-related hospital admissions per 100,000	rate	2015/16-2017/18	243	398	327	328	181
Alcohol-related hospital admissions per 100,000	rate	2018/19	738	836	665	747	669
Alcohol specific mortality per 100,000	rate	2014-2018	15	22	17	18	21
Bowel Screening Uptake	%	2016-2018	61	56	57	58	59
Hospital and Community Care							
Emergency admissions per 100,000	rate	2018/19	16,169	13,472	14,921	14,771	10,891
Unscheduled acute bed days per 100,000	rate	2018/19	103,979	80,013	82,218	88,007	72,581
A&E attendances per 100,000	rate	2018/19	31,781	26,124	31,619	29,658	28,364
Delayed discharge bed days per 100,000	rate	2018/19	23,240	13,060	5,132	13,600	11,833
Falls emergency admissions per 100,000	rate	2018/19	909	812	731	815	704
Emergency readmissions per 1,000	rate	2018/19	122	108	113	114	100
Last 6 months of life spent in community setting	%	2018/19	86	88	89	88	88
Potentially Preventable Admissions per 100,000	rate	2018/19	2,515	2,584	2,525	2,544	1,690
Hospital Care (Mental Health Specialty)							
Emergency Admissions per 100,000	rate	2018/19	248	228	206	227	285
Unscheduled bed days per 100,000	rate	2018/19	23,971	20,263	13,204	19,065	22,191

Delayed Discharges per 100,000	rate	2018/19	1,853	795		1,047	1,717
--------------------------------	------	---------	-------	-----	--	-------	-------

Indicators	Data Type	Time Period	South Ayrshire	North Ayrshire	East Ayrshire	NHS Ayrshire & Arran	Scotland
------------	-----------	-------------	----------------	----------------	---------------	----------------------	----------

Children and Young People

Babies exclusively breastfed at 6-8 week review	%	2016/17-2018/19	17	18	18	19	31
Mothers smoking during pregnancy	%	2016/17-2018/19	22	22	19	20	15
Teenage Pregnancies	%	2015-2017	30	36	37	34	31
6 in 1 Immunisation Uptake	%	2017-2019	98	98	98	98	97
24 Months MMR Immunisation Uptake	%	2017/19	97	94	96	96	94
Primary 1 Children with no obvious Dental caries	%	2018/19	78	73	60	70	72
Primary 1 Children with Healthy Weight	%	2018/19	78	73	76	75	77