

Meeting of South Ayrshire Health and Social Care Partnership	Strategic Planning Advisory Group	
Held on	21st June 2022	
Agenda Item:	8	
Title:	SAHSCP Strategic Needs Assessment and Locality Profiles	
Summary: The purpose of this report is to provide members with a summary of the SAHSCP Strategic Needs Assessment and Locality Profiles.		
Author:	Kirstin Kerr, Planning and Performance Officer	
<p>It is recommended that the Strategic Planning Advisory Group:</p> <ul style="list-style-type: none"> i. Notes the key issues highlighted in the SAHSCP Strategic Needs Assessment and Locality Profiles. 		
Route to meeting:		
<p>The SAHSCP Strategic Needs Assessment and Locality Profiles have been updated by the PHS LIST team in conjunction with the SAHSCP Planning and Performance Team.</p>		
Directions:		Implications:
1. No Directions Required <input checked="" type="checkbox"/>		Financial <input type="checkbox"/>
2. Directions to NHS Ayrshire & Arran <input type="checkbox"/>		HR <input type="checkbox"/>
3. Directions to South Ayrshire Council <input type="checkbox"/>		Legal <input type="checkbox"/>
4. Directions to both SAC & NHS <input type="checkbox"/>		Equalities <input type="checkbox"/>
		Sustainability <input type="checkbox"/>
		Policy <input type="checkbox"/>
		ICT <input type="checkbox"/>

SAHCSP STRATEGIC NEEDS ASSESSMENT AND LOCALITY PROFILES

1. PURPOSE OF REPORT

1.1 The purpose of this report is to provide member to provide members with a summary of the SAHCSP Strategic Needs Assessment and Locality Profiles.

2. RECOMMENDATION

2.1 It is recommended that the Strategic Planning Advisory Group:

- i. **Notes the key issues highlighted in the SAHCSP Strategic Needs assessment and Locality Profiles.**

3. BACKGROUND INFORMATION

3.1 This report seeks to set out the key issues for the SAHCSP as highlighted in the most recent [Strategic Needs Assessment](#) and Locality Profiles (see Background Papers).

4. REPORT

4.1 A revised Strategic Needs Assessment and associated Locality Profiles have been refreshed and published on the SAHCSP Website. The Needs Assessment and Locality Profiles were prepared by the Public Health Scotland LIST team in partnership with the SAHCSP Planning and Performance Team. This report highlights the overall key issues for the Partnership in terms of Demographics, General Health, Lifestyle and Risk Factors, Hospital and Community Care and Children and Young People. It also highlights issues and differences which are observed within particular localities. The data within the Needs Assessment and Locality Profiles will be presented to the Performance DMT. The Locality Profiles are used within the Locality Planning Partnerships to help determine their local priorities.

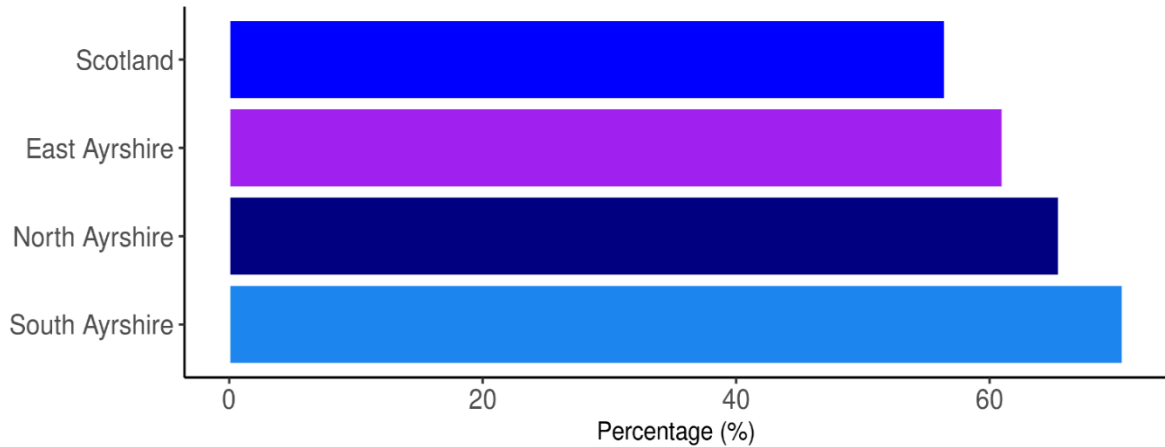
4.2 Demographics

4.2.1 For the most recent time periods available, South Ayrshire HSCP had:

- A total population of **112,140** people (**52%** female, **48%** male), and **26%** were aged over 65.
- A dependency ratio of **71%** in South Ayrshire compared with 56% across Scotland and 65% across Ayrshire and Arran. The dependency ratio is the number of people aged 0-15 and 65+ as a percentage of those aged 16-65. The dependency ratio within South Ayrshire is projected to rise

from approximately 71 dependents per 100 working age population in 2020, to 87 per 100 in 2041; the highest dependency ratio in Scotland based on the current population projections. A rising dependency ratio is a concern, as it impacts on the ability to provide for a significantly older, non-working population within South Ayrshire.

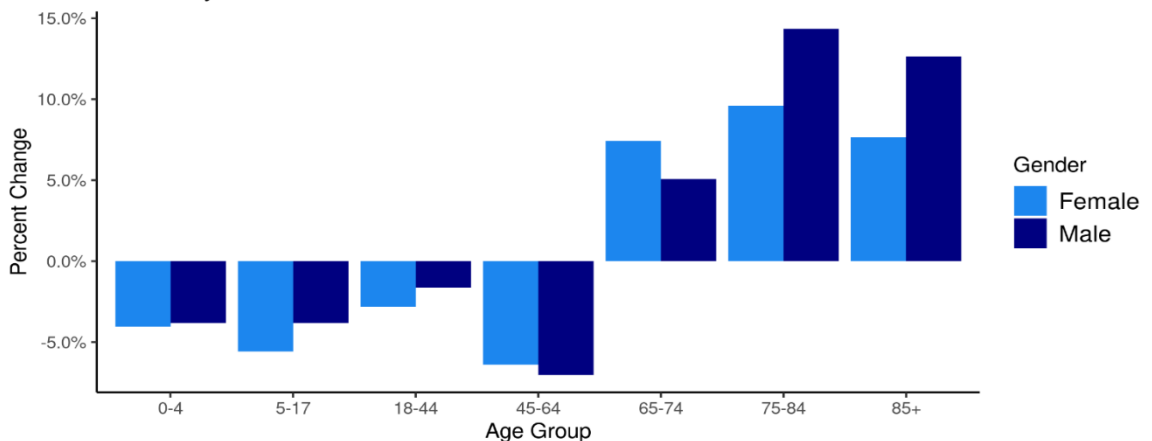
Figure 1: Dependency Ratio by Geographical Area, 2020



Source: NRS

- A slightly decreasing population. The overall population of South Ayrshire is set to decrease by 2025 however as the chart below demonstrates the older population of South Ayrshire is expected to increase, while the population aged under 65 is expected to decrease. The largest increase is to be in the 75-84 age group followed by the 85+ age group with the largest decrease being in the working age population of 45-64 year olds.

Percent Change in Population from 2022 to 2027 by Age and Sex in South Ayrshire



Source: National Records Scotland

4.3 General Health

For the most recent time periods available, South Ayrshire HSCP had:

- An average life expectancy of **76.7** years for males and **81.1** years for females. This is very similar to the Scotland average.
- An average healthy life expectancy at birth of **60** for males and **63.3** for females.
- A death rate for ages 15 to 44 of **149** deaths per 100,000 age-sex standardised population. This is higher than the national average of 116 however South has the lowest rate within Ayrshire compared to East and North.
- **27%** of the partnership's population with at least one long-term physical health condition. This is higher than the national rate of 19.
- A cancer registration rate of **607** registrations per 100,000 age-sex standardised population. This is lower than the national rate of 644.
- **22%** of the population being prescribed medication for anxiety, depression, or psychosis. This is higher than the national rate of 20.

4.4 Lifestyle and Risk Factors

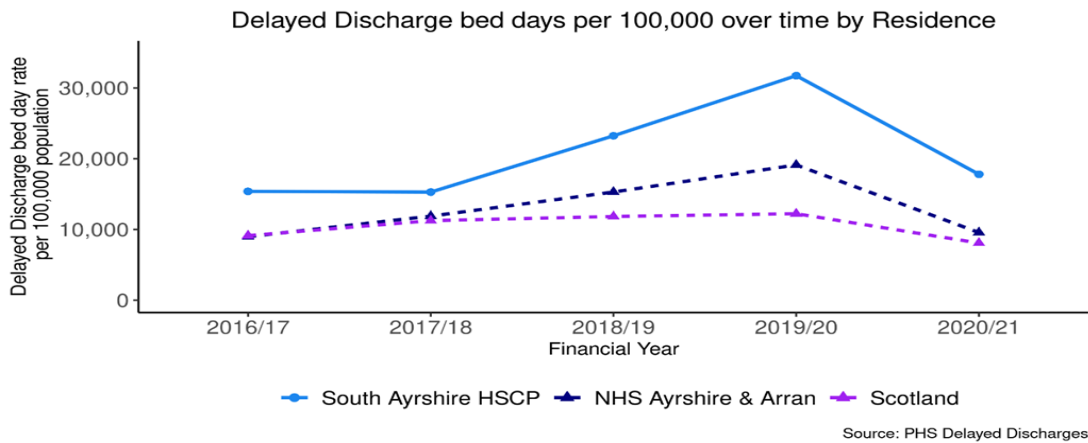
For the most recent time periods available, South Ayrshire HSCP had:

- **335** drug-related hospital admissions per 100,000 age-sex standardised population. This is a higher rate of admissions than for Scotland (221).
- **32** drug-related deaths per 100,000 age-sex standardised population. This is a higher rate of admissions than for Scotland (25).
- **718** alcohol-related hospital admissions per 100,000 age-sex standardised population. This is a higher rate of admissions than for Scotland (621).
- **15** alcohol-specific mortalities per 100,000 age-sex standardised population. This is a lower rate of admissions than for Scotland (20).
- a **64%** uptake of bowel cancer screening for the eligible population. This is a higher rate than for Scotland (61).
- a smoking prevalence of **15%**.

4.5 Hospital and Community Care

For the most recent time periods available, South Ayrshire had:

- **12,833** emergency health hospital admissions per 100,000 population. This is higher than the national rate of 9,368.
- **92,950** unscheduled hospital bed days per 100,000 population. This is higher than the national rate of 61,622.
- **21,612** A&E attendances per 100,000 population. This is higher than the national rate of 20,422.
- **17,797** delayed discharges per 100,000 population. This is higher than the national rate of 8,080. The South Ayrshire rate has reduced over the past year.



- **801** falls admissions per 100,000 population. This is higher than the national rate of 658.
- **123** readmissions (28 day) per 1,000 discharges. This is higher than the national rate of 115.
- **1,788** potentially preventable hospital admissions per 100,000 population. This is higher than the national rate of 1,181
- **89%** of people spent their last 6 months of life in a community setting. This is lower than the national rate of 90.

4.6 Children and Young People

For the most recent time periods available, South Ayrshire HSCP had:

- **22%** of Mothers exclusively breastfeeding at 6-8 week review. This is lower than the national rate of 31%.
- **17%** of Mothers smoking during first antenatal booking appointment. This is higher than the national rate of 15%.
- **28%** of Teenage Pregnancies in Under 20s. This is a lower than the national rate of 29%.
- a **96%** uptake of 24 months MMR Immunisation for the eligible population. This is higher than the national rate of 94.
- **78%** of Primary 1 Children with no dental caries. This is higher than the national rate of 72.
- **81%** of Primary 1 children with healthy weight. This is higher than the national rate of 76%.
- **1.7** (rate per 1000) Children on the Child Protection Register
- **15** (rate per 1000) Children looked after by Local Authority

4.7 Locality Profiles

Key points from the Locality Profiles are noted below and presented in the Summary Table in Appendix 1.

- The Ayr South Locality has the highest proportion of population aged 65 at 29% compared to 19% across Scotland and 26% across South Ayrshire.
- The Ayr North Locality had the lowest Male life expectancy at 72.5 years compared with 76.8 across Scotland and 76.7 across South Ayrshire.
- The Ayr North Locality also has the lowest Female life expectancy at 77.1 years compared with 81 across Scotland and 81.1 across South Ayrshire.
- The Ayr North Locality also has the highest Early Mortality rate at 284 which is more than double the national rate and significantly higher than the South Ayrshire average of 149.
- The Ayr North locality also has the highest rate of population prescribed medication for Anxiety, Depression and Psychosis at 28 compared with 20 across Scotland and 22 across South Ayrshire.
- The Troon locality had the highest percentage of babies exclusively breastfed at 6-8 week review at 30% compared with 13 in the Ayr North locality.
- The Ayr North locality has the highest percentage of mothers smoking during pregnancy at 28% compared with 12% in Troon and Ayr South.
- The Troon locality has the highest uptake of children's immunisations (both MMR and the 6 in 1).
- The Ayr South locality has the highest percentage of children with a healthy weight at 85% compared with 75% in Ayr North.

5. STRATEGIC CONTEXT

5.1 The Strategic Needs Assessment and Locality profiles provide key information to inform the delivery of the seven key objectives within the Strategic Plan.

6. IMPLICATIONS

6.1 Financial Implications

6.1.1 There are no financial implications to agreeing this report

6.2 Human Resource Implications

6.2.1 There are no HR implications to agreeing this report.

6.3 Legal Implications

6.3.1 There are no legal implications to agreeing this report.

6.4 Equalities implications

There are no equalities implications to agreeing this report

6.5 Sustainability implications

6.5.1 There are no sustainability implications to agreeing this report.

6.6 Clinical/professional assessment

6.6.1 The views of professional groups will be taken into close consideration as the strategy is developed.

7 CONSULTATION AND PARTNERSHIP WORKING

7.1 This report was prepared in consultation with appropriate HSCP Officers.

8 RISK ASSESSMENT

8.1 There is no risk associated with agreeing this report.

REPORT AUTHOR AND PERSON TO CONTACT

Name: Danielle Rae, Planning and Performance Coordinator

Phone number: 01292 612665

Email address: danielle.rae@south-ayrshire.gov.uk

Name: Kirstin Kerr, Planning and Performance Officer

Phone number: 01292 613063

Email address: kirstin.kerr@south-ayrshire.gov.uk

BACKGROUND PAPERS

[Strategic Needs Assessment](#)

Ayr North and Former Coalfield Communities Locality

[Locality Profile 2021/22 \(south-ayrshire.gov.uk\)](#)

Ayr South and Coylton Locality

[Locality Profile 2021/22 \(south-ayrshire.gov.uk\)](#)

Girvan and South Carrick Villages Locality

[Locality Profile 2021/22 \(south-ayrshire.gov.uk\)](#)

Maybole and North Carrick Communities Locality

[Locality Profile 2021/22 \(south-ayrshire.gov.uk\)](#)

Prestwick Locality

[Locality Profile 2021/22 \(south-ayrshire.gov.uk\)](#)

Troon Locality

[Locality Profile 2021/22 \(south-ayrshire.gov.uk\)](#)

June 2022

Appendix 1: Locality Profile Summary Tables

Indicators	Data Type	Time Period	Troon Locality	Ayr North and Former Coalfield Communities Locality	Ayr South and Coylton Locality	Girvan and South Carrick Villages Locality	Maybole and North Carrick Communities Locality	Prestwick Locality	South Ayrshire HSCP	Scotland
Demographics										
Total population	count	2020	18,851	20,054	31,058	9,252	10,034	22,891	112,140	5,466,000
Gender ratio male to female	ratio	2020	1:1.11	1:1.05	1:1.11	1:1.08	1:1.05	1:1.1	1:1.09	1:1.05
Population over 65	%	2020	28	19	29	27	24	26	26	19
Population in least deprived SIMD quintile	%	2020	39	0	33	0	0	19	20	20
Population in most deprived SIMD quintile	%	2020	11	59	6.3	23	6	2.7	17	20
Housing										
Total number of households	count	2020	9,368	10,417	15,011	4,965	4,905	11,124	55,790	2,653,521
Households with single occupant tax discount	%	2020	35	41	34	35	31	36	36	38
Households in Council Tax Band A-C	%	2020	45	84	34	73	56	40	52	59
Households in Council Tax Band F-H	%	2020	22	1.2	29	3.7	14	13	16	13
General Health										
Male average life expectancy in years	mean	2016-2020*	78.6	72.5	78.2	75.1	77.5	79	76.7	76.8
Female average life expectancy in years	mean	2016-2020*	82.3	77.1	82.1	82	81.5	82.1	81.1	81
Early mortality rate per 100,000	rate	2018-2020	141	284	98	127	134	114	149	116
Population with long-term condition	%	2019/20	27	28	28	28	26	27	27	19
Cancer registrations per 100,000	rate	2017-2019	565	635	617	635	634	598	607	644
Anxiety, depression & psychosis prescriptions	%	2019/20	19.08	28	21	25	20	22	22	20

Indicators	Data Type	Time Period	Troon Locality	Ayr North and Former Coalfield Communities Locality	Ayr South and Coylton Locality	Girvan and South Carrick Villages Locality	Maybole and North Carrick Communities Locality	Prestwick Locality	South Ayrshire HSCP	Scotland
Lifestyle & Risk Factors										
Drug-related hospital admissions per 100,000	rate	2017/18 - 2019/20	218	791	178	384	292	202	335	221
Alcohol-related hospital admissions per 100,000	rate	2019/20	604	1,355	589	725	262	517	688	673
Alcohol-specific mortality per 100,000	rate	2015 - 2019	15	24	13	6	14	14	15	20
Bowel screening uptake	%	2017 - 2019	66	53	67	67	62	66	64	62
Hospital and Community Care										
Emergency admissions per 100,000	rate	2020/21	11,315	15,613	12,325	13,446	11,730	12,586	12,836	9,368
Unscheduled acute bed days per 100,000	rate	2020/21	86,446	103,426	84,745	126,719	81,184	90,656	92,722	61,542
A&E attendances per 100,000	rate	2020/21	18,530	29,081	21,431	17,791	20,730	19,785	21,612	20,422
Delayed discharge bed days per 100,000	rate	2020/21	18,808	20,475	13,563	24,102	14,454	17,812	17,474	8,080
Falls emergency admissions per 100,000	rate	2020/21	663	823	866	919	728	786	800	658
Emergency readmissions per 1,000	rate	2020/21	112	141	120	115	113	125	123	115
Last 6 months of life spent in community setting	%	2020/21	90	89	89	88	90	89	89	90
Potentially Preventable Admissions per 100,000	rate	2020/21	1,379	2,294	1,723	2,064	1,575	1,747	1,787	1,180
Unscheduled Care (Mental Health related)										
Emergency admissions per 100,000	rate	2020/21	180	269	206	162	189	109	188	253
Unscheduled bed days per 100,000	rate	2020/21	7,867	10,083	29,844	11,814	12,338	7,156	14,930	18,404

Indicators	Data Type	Time Period	Troon Locality	Ayr South and Coylton Locality	Maybole and North Carrick Communities Locality	Girvan and South Carrick Villages Locality	Ayr North and Former Coalfield Communities Locality	Prestwick Locality	South Ayrshire HSCP	Scotland
Children and Young People										
Babies exclusively breastfed at 6-8 week review	%	2017/18-2019/20	30	26	22	26	13	23	22	31
Mothers smoking during pregnancy	%	2017/18-2019/20	12	12	19	23	28	12	17	15
Teenage Pregnancies	%	2017-2019	24	20	29	25	52	16	28	29
6 in 1 Immunisation Uptake	%	2018-2020	99	97	97	99	97	99	98	97
24 Months MMR Immunisation Uptake	%	2018-2020	99	96	97	98	94	97	96	94
Primary 1 Children with no obvious Dental caries	%	2019/20	83	81	78	68	68	83	78	72
Primary 1 Children with Healthy Weight	%	2019/20	84	85	80	76	75	84	81	76